

# N-CPTR longitudinal conveyor under the press

## TECHNICAL DATA SHEET

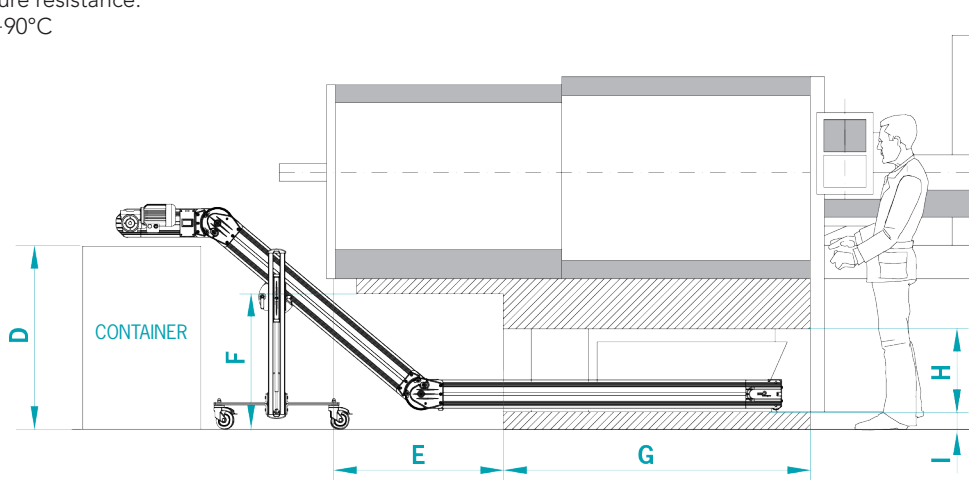
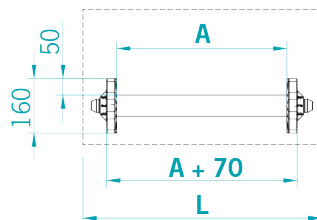
### DRIVE UNIT

- Position: pendular on the LH side
- Gear motor power: 0.12 kW
- Conveyor speed: 3 m/min fixed
- Control: Siemens Start and Stop switch/motor cut-out
- Connection Voltage: 400 Volts/50 Hz
- Connection plug: 4P (3 phases+ground)

### BELT

- Smooth green PU covering (ref. Pantone 320)
- Slats h=30 mm, pitch=400 mm
- Vulcanised belt joint
- Temperature resistance: -10°C to +90°C

SECTION



A (mm)	<input type="checkbox"/> 140	<input type="checkbox"/> 240
	<input type="checkbox"/> 340	<input type="checkbox"/> 440
	<input type="checkbox"/> 540	

D (mm)	
--------	--

E (mm)	
--------	--

F (mm)	
--------	--

G (mm)	
--------	--

H (mm)	
--------	--

I (mm)	
--------	--

L (mm)	
--------	--

Capacity (Kg)	
---------------	--

Material to be conveyed

Specify presence of lubricant, coolant or other fluid, if present.

## OPTIONAL

### DRIVE UNIT

- Mounted on opposite side: RH side

### MB TOP CONTROL 400 Volt/3/50 Hz

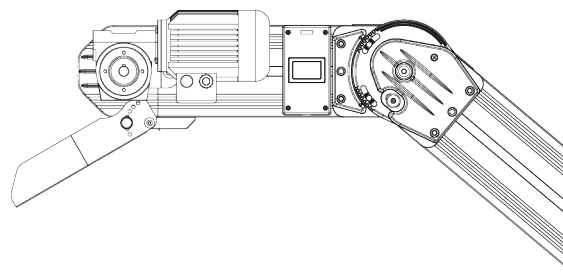
- Mod. NEW TOP CONTROL complete with programs and with three-phase Inverter

### STANDARD FUNCTIONS

- Adjustable speed from \_\_\_\_\_ to \_\_\_\_\_ mt/min.
- Pause/Work for step-by-step advancement
- Robot/Pulse for timed advancement by external command

### UNLOADING CHUTE

- Standard unloading chute



### NOTES